


21/050

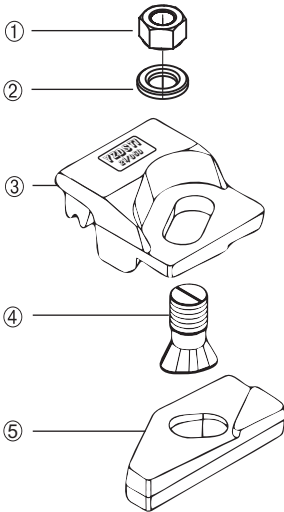
The weldable Clip

The (GANATREX DESIGNE) 21/050 adjustable crane rail clip is designed to fix light rails in the most arduous applications, it can Withstand a horizontal force from the rail of 50 KN (5 tonnes) The clip can be use for rail type : A45, A55 , A65, A75, S20, S30, S33, S41, Qu70, Qu80, JIS37, UIC54, UIC60...

For more Information Please See next page.

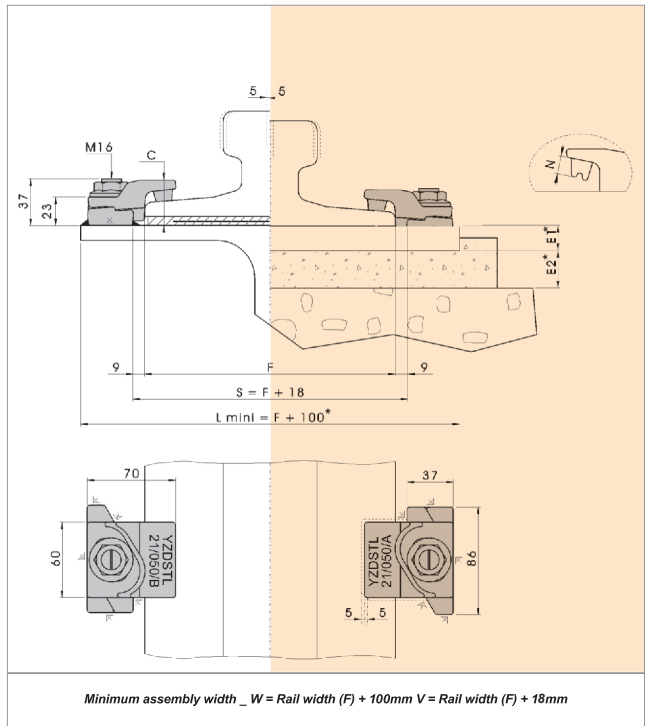


COMPONENTS



FEATURES

- 1 - M 16 hexagon NUT Cl.8
- 2 - M 16 hardened flat washer DIN 6919
- 3 - upper part material: GGG50 ductile cast iron ASTM A 536
- 4 - M 16 conical head bolt 8.8
- 5 - lower part material: Forged steel S275JR

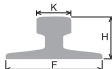


- The two main parts are locked Together on tightening
- The clip has a self-tightening mechanism.
- A special vulcanised rubber block applies a controlled force To the rail.

CLIPS	C MAX (mm)	Tightening torque (Nm)	Admissible side load (KN)	Est,d weight (Kg)
21/050/AN	29	125	50	0,600
21/050/BN	36			0,620

جدول انتخاب کلمپ بر اساس بکارگیری یا عدم بکارگیری پدهای زیر ریل

CLIP SELECTION FOR EACH RAIL

	F mm	K mm	H mm	Weight kg/m	Mounting	
					with	without
					pad	
A 45	125.0	45.0	55.0	22.10	21/050/BP	21/050/AP
A 55	150.0	55.0	65.0	31.80	21/050/BL	21/050/AL
A 65	175.0	65.0	75.0	43.10	21/050/BL	21/050/AL
A 75	200.0	75.0	85.0	56.20	21/050/BJ	21/050/AJ
A 100	200.0	100.0	95.0	74.30	21/050/BJ	21/050/AJ
S 30	108.0	60.3	108.0	30.03	21/050/BL	21/050/AL
S 33	105.0	58.0	134.0	33.47	21/050/BL	21/050/AL
S 34	117.5	61.9	117.5	34.72	21/050/BL	21/050/AL
S 41/10	125.0	67.0	138.0	41.38	21/050/BL	21/050/AL
S 49	125.0	67.0	149.0	49.43	21/050/BJ	21/050/AJ
S 54	125.0	67.0	154.0	54.54	21/050/BI	21/050/AI
S 64	150.0	74.0	172.0	64.92	21/050/BI	21/050/AI
EB 50 T	140.0	72.0	151.0	50.10	21/050/BJ	21/050/AJ
UIC 54	140.0	70.0	159.0	54.43	21/050/BJ	21/050/AJ
UIC 60	150.0	72.0	172.0	60.34	21/050/BJ	21/050/AJ
BS 50 "O"	100.0	52.4	100.0	24.83	21/050/BP	21/050/AP
56 CR	171.0	76.0	101.5	56.81	21/050/BJ	21/050/AJ
BS 113 A	139.7	69.9	158.8	56.40	21/050/BJ	21/050/AJ
JIS 30 (ASCE 60,S 30)	108.0	60.3	108.0	30.03	21/050/BL	21/050/AL
JIS 37	122.2	62.7	122.2	37.20	21/050/BL	21/050/AL
JIS 40 N	122.0	64.0	140.0	40.90	21/050/BL	21/050/AL
JIS 50 N	127.0	65.0	153.0	50.40	21/050/BI	21/050/AI
JIS 60	145.0	65.0	174.0	60.80	21/050/BH	21/050/AH

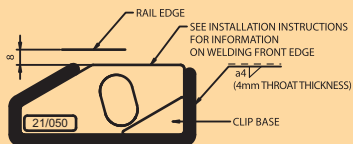
INSTALLATION INSTRUCTIONS:

Weld all round the clip base, except the side closest and parallel to the rail, with a 4mm throat thickness fillet weld, using low hydrogen electrodes.

Recommended electrodes AWS E7018 or E 6013. Clip base is made from weldable grade steel.

if a continuous weld around the clip base is required , this is possible.

WELD DETAIL



فاصله بین کلمپها بر اساس ماکزیمم نیروهای جانبی حداقل ۴ سانتی متر
و حداکثر ۶ سانتی متر توصیه می گردد.
کلیه محصولات یزد استیل به مدت ۱۸ ماه از زمان نصب تحت شرایط استاندارد دارای گارانتی می باشند