


# 21/080

## The weldable Clip

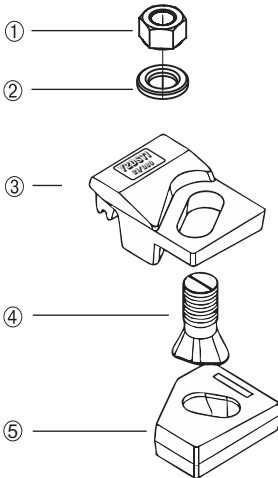


The (GANATREX DESIGNE) 21/080 adjustable crane rail clip is designed to fix heavy rails in the most arduous applications, it can Withstand a horizontal force from the rail of 80 KN (8 tonnes ) The clip can be use for rail type: A65, A75, A100, A120, A150, Qu70, Qu80, JIS37, UIC54, UIC60...

*For more Information Please See next page.*



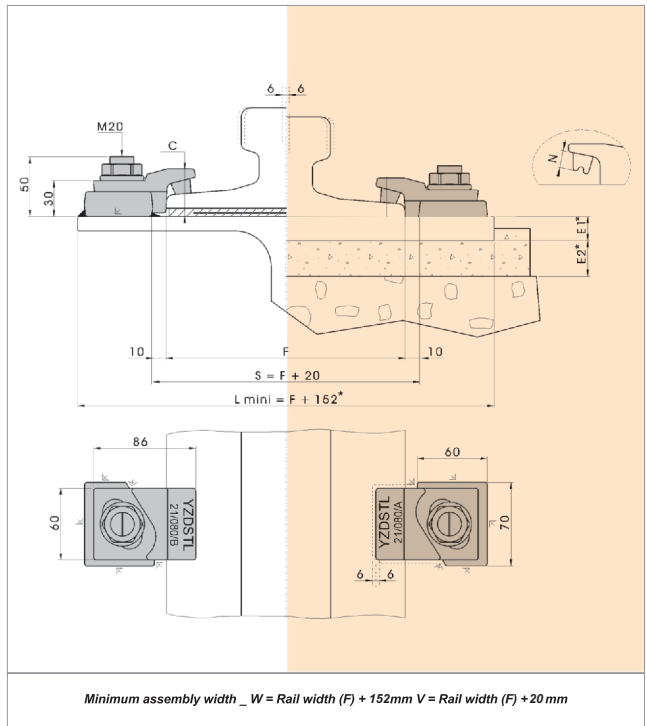
### COMPONENTS



### FEATURES

- 1 - M20 hexagon NUT Cl.8
- 2 - M20 hardened flat washer DIN 6919
- 3 - upper part material:  
ductile cast iron ASTM A 536 GGG50
- 4 - M20 conical head bolt 8.8
- 5 - lower part material:  
Forged steel S275JR

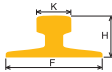
- The two main parts are locked Together on tightening
- The clip has a self-tightening mechanism.
- A special vulcanised rubber block applies a controlled force To the rail.



CLIPS	C MAX (mm)	Tightening torque (Nm)	Admissible side load (KN)	Est,d weight (Kg)
21/080/AN	30	250	80	0,950
21/080/BN	40			1,000
21/080/CN	47			1,100

جدول انتخاب کلمپ بر اساس بکارگیری یا عدم بکارگیری پدهای زیر ریل

### CLIP SELECTION FOR EACH RAIL

	F mm	K mm	H mm	Weight kg/m	Mounting	
					with	without
					pad	
A 65	175.0	65.0	75.0	43.10	21/080/BQ	21/080/AQ
A 75	200.0	75.0	85.0	56.20	21/080/BQ	21/080/AQ
A 100	200.0	100.0	95.0	74.30	21/080/BK	21/080/AK
A 120	220.0	120.0	105.0	100.00	21/080/BK	21/080/AK
A 150	220.0	150.0	150.0	150.30	21/080/CQ	21/080/BQ
S 41/10	125.0	67.0	138.0	41.38	21/080/BQ	21/080/AQ
S 49	125.0	67.0	149.0	49.43	21/080/BQ	21/080/AQ
S 54	125.0	67.0	154.0	54.54	21/080/BK	21/080/AK
S 64	150.0	74.0	172.0	64.92	21/080/BK	21/080/AK
EB 50 T	140.0	72.0	151.0	50.10	21/080/BK	21/080/AK
UIC 54	140.0	70.0	159.0	54.43	21/080/BQ	21/080/AQ
UIC 60	150.0	72.0	172.0	60.34	21/080/BQ	21/080/AQ
JIS 37	122.2	62.7	122.2	37.20	21/080/BQ	21/080/AQ
JIS 40 N	122.0	64.0	140.0	40.90	21/080/BQ	21/080/AQ
JIS 50 N	127.0	65.0	153.0	50.40	21/080/BK	21/080/AK
JIS 60	145.0	65.0	174.0	60.80	21/080/BK	21/080/AK
CR 73	140.0	100.0	135.0	73.30	21/080/BI	21/080/AI
CR 100	155.0	120.0	150.0	100.20	21/080/CK	21/080/BK
AS 41	127.0	63.5	137.0	40.72	21/080/BQ	21/080/AQ
AS 50	127.0	69.9	154.0	50.80	21/080/BK	21/080/AK
AS 60	146.0	69.9	170.0	60.99	21/080/BK	21/080/AK
AS 73 (MRS 73)	146.0	70.0	157.0	73.63	21/080/CK	21/080/BK
AS 86 (MRS 86)	165.0	102.0	102.0	85.60	21/080/CQ	21/080/BQ

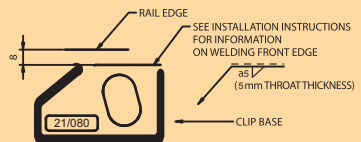
#### INSTALLATION INSTRUCTIONS:

Weld all round the clip base, except the side closest and parallel to the rail, with a 4mm throat thickness fillet weld, using low hydrogen electrodes.

Recommended electrodes AWS E7018 or E 6013. Clip base is made from weldable grade steel.

if a continuous weld around the clip base is required , this is possible.

#### WELD DETAIL



فاصله بین کلمپها بر اساس ماکزیمم نیروهای جانبی حداقل ۵ سانتی متر  
و حداکثر ۷ سانتی متر توصیه می گردد.  
کلیه محصولات یزد استیل به مدت ۱۸ ماه از زمان نصب تحت شرایط استاندارد دارای گارانتی می باشند