

22/200

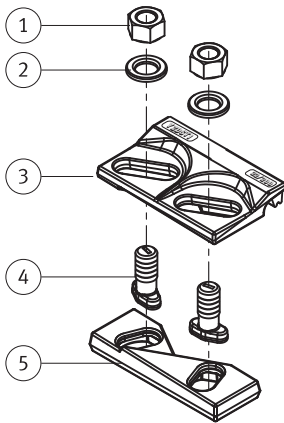
The weldable Clip

The (GANATRIL DESIGNE) 22/200 adjustable crane rail clip is designed to fix the largest rails in the most arduous applications, it can Withstand ahorizontal from the rail of 200 KN (20.4 tonnes) its low profile allows it to be used with cranes which are fitted with guide rollers The clip can be use for rail type : A100, A120, A150, Cr100, Mrs87 CR164,MRS125,171CR,QU120...

For more Information Please See next page.

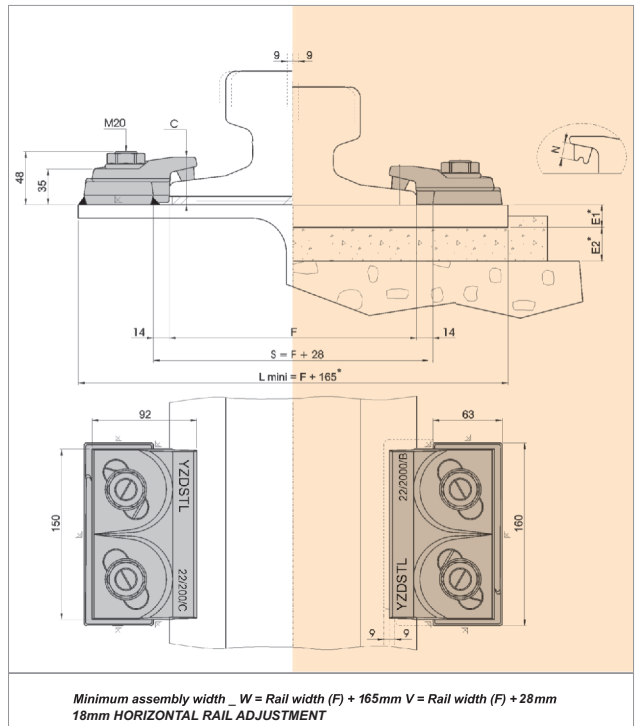


COMPONENTS



FEATURES

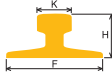
- 1 - M 20 hexagon NUT Cl.8
- 2 - M 20 hardened flat washer DIN 6919
- 3 - upper part material:
ductile cast iron ASTM A 536
- 4 - M 20T head bolt 8.8
- 5 - lower part material:
Forged steel S275JR



- The two main parts are locked Together on tightening
- The clip has a self-tightening mechanism.
- A special vulcanised rubber block applies a controlled force To the rail.

CLIPS	C MAX (mm)	Tightening torque (Nm)	Admissible side load (KN)	Est,d weight (Kg)
22/200/BN	45	250	200	2.700
22/200/CN	52			2.800

جدول انتخاب کلمپ بر اساس بکارگیری یا عدم بکارگیری پدهای زیر ریل

CLIP SELECTION FOR EACH RAIL							
	F mm	K mm	H mm	Weight kg/m	Mounting		
					with	without	
					pad		
A 75	200.0	75.0	85.0	56.20	22/200/BQ	-	
A 100	200.0	100.0	95.0	74.30	22/200/BQ	-	
A 120	220.0	120.0	105.0	100.00	22/200/BJ	-	
A 150	220.0	150.0	150.0	150.30	22/200/BJ	22/200/BQ	
S 49	125.0	67.0	149.0	49.43	22/200/BQ	-	
S 54	125.0	67.0	154.0	54.54	22/200/BQ	-	
S 64	150.0	74.0	172.0	64.92	22/200/BQ	-	
EB 50 T	140.0	72.0	151.0	50.10	22/200/BQ	-	
UIC 54	140.0	70.0	159.0	54.43	22/200/BQ	-	
UIC 60	150.0	72.0	172.0	60.34	22/200/BQ	-	
56 CR	171.0	76.0	101.5	56.81	22/200/BQ	-	
89 CR	178.0	102.0	114.0	89.81	22/200/BJ	22/200/BQ	
101 CR	165.0	100.0	155.0	100.38	22/200/CQ	22/200/BQ	
BS 113 A	139.7	69.9	158.8	56.40	22/200/BQ	-	
JIS 50 N	127.0	65.0	153.0	50.40	22/200/BQ	-	
CR 73	140.0	100.0	135.0	73.30	22/200/BJ	22/200/BQ	
CR 100	155.0	120.0	150.0	100.20	22/200/CQ	22/200/BQ	

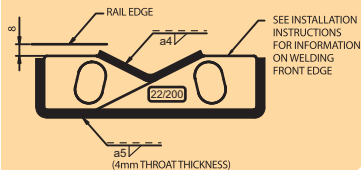
INSTALLATION INSTRUCTIONS:

Weld all round the clip base, except the side closest and parallel to the rail, with a 5mm throat thickness fillet weld, using low hydrogen electrodes.

Recommended electrodes AWS E7018 or E 6013. Clip base is made from weldable grade steel.

if a continuous weld around the clip base is required , this is possible.

WELD DETAIL



فاصله بین کلمپها بر اساس ماکزیمم نیروهای جانبی حداقل ۴ سانتی متر و حداکثر ۶ سانتی متر توصیه می گردد.
کلیه محصولات از استیل به مدت ۱۸ ماه از زمان نصب تحت شرایط استاندارد دارای گارانتی می باشند