


9116/10

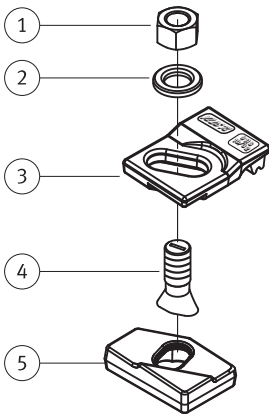
Welded Base Fixing

The (GANATRIL DESIGNE) 9116/10 adjustable crane rail clip is designed to fix light rails in the most arduous applications, it can Withstand ahorizontal force from the rail of 40 KN (4.1 tonnes) The clip can be use for rail type : A45, A55, A65, S20, S30, S33, S41, Qu70, Qu80, JIS37, UIC54, UIC60...

For more Information



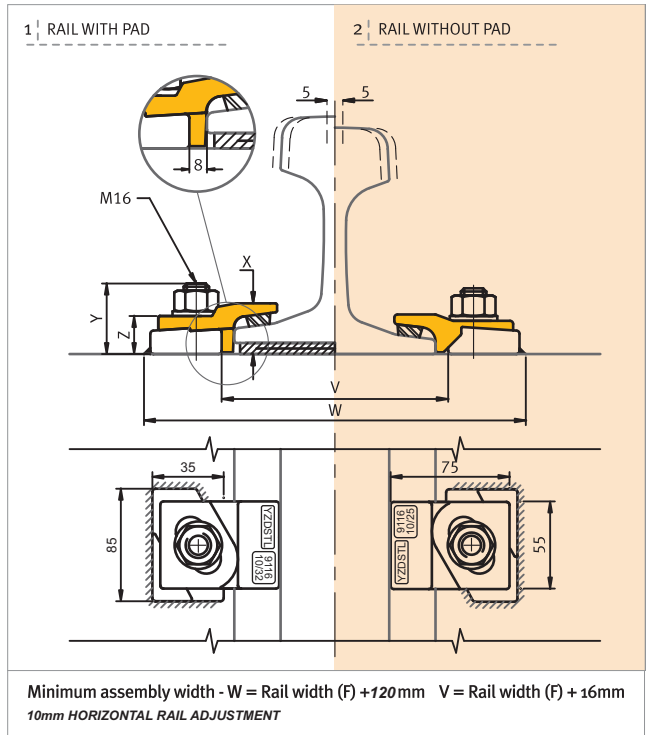
COMPONENTS



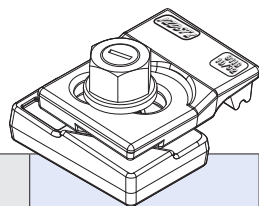
FEATURES

- 1 - M16 hexagon NUT Cl.8
- 2 - M16 hardened flat washer DIN 6919
- 3 - upper part material: ductile cast iron ASTM A 536
- 4 - M16 conical head bolt 8.8
- 5 - lower part material: Forged steel S275JR


- The two main parts are locked Together on tightening
- The clip has a self-tightening mechanism.
- A special vulcanised rubber block applies a controlled force To the rail.



REF NO.	X (mm)	Y (mm)	Z (mm)	WEIGH kg	SIDE Load Max	Tightneting Torque N/M
9116/10/25	25	41	24	0.67	40 KN	125 N/M
9116/10/32	32	41	24	0.69	40 KN	125 N/M



جدول انتخاب کلمپ بر اساس بکارگیری یا عدم بکارگیری پدهای زیر ریل

	F mm	C mm	A mm	1. CLIP REFERENCE	2. CLIP REFERENCE
				FOR RAIL WITH PAD	FOR RAIL WITHOUT PAD
A 45	125	45	55	9116/10/32	9116/10/25
A 55	150	55	65	9116/10/32	9116/10/25
A 65	175	65	75	9116/10/32	9116/10/25
A 75	200	75	85	9116/10/32	9116/10/25
S 20	82	44	100	9116/10/32	9116/10/25
S 30	108	60	108	9116/10/32	9116/10/25
S 33	105	58	134	9116/10/32	9116/10/25
S 41	125	67	138	9116/10/32	9116/10/25
ISCR 80	130	82	130	9116/10/32	9116/10/25
QU 70	120	70	120	9116/10/32	9116/10/25
QU 80	130	80	130	9116/10/32	9116/10/25
ISCOR 30	110	57	110	9116/10/32	9116/10/25
ISCOR 40	127	64	127	9116/10/32	9116/10/25
JIS 37	122	63	122	9116/10/32	9116/10/25
JIS 40N	122	64	140	9116/10/32	9116/10/25
22 kg BHP	94	51	94	9116/10/32	9116/10/25
31 kg AS	108	64	118	9116/10/32	9116/10/25
41 kg AS	127	64	137	9116/10/32	9116/10/25
UIC 54	140	70	159	9116/10/32	9116/10/25

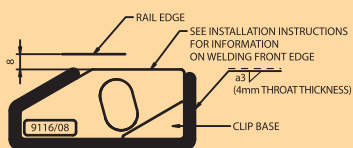
INSTALLATION INSTRUCTIONS:

Weld all round the clip base, except the side closest and parallel to the rail, with a 3mm throat thickness fillet weld, using low hydrogen electrodes.

Recommended electrodes AWS E7018 or E 6013. Clip base is made from weldable grade steel.

if a continuous weld around the clip base is required , this is possible.

WELD DETAIL



فاصله بین کلمپها بر اساس ماکزیم نیروهای جانبی حداقل ۴ سانتی متر
و حداکثر ۶ سانتی متر توصیه می گردد.
کلیه محصولات از استیل به مدت ۱۸ ماه از زمان نصب تحت شرایط استاندارد دارای گارانتی می باشند