

# 9120/15

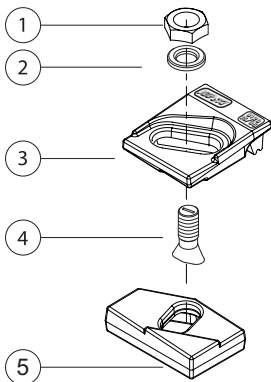
## Welded Base Fixing

The ( *GANATRIL DESIGNE* ) 9120/15 adjustable crane rail clip is designed to fix heavy rails in the most arduous applications, it can Withstand ahorizontal force from the rail of 120 KN (12.2 tonnes ) its low profile allows it to be used with cranes which ara fitted with guide rollers The clip can be use for rail type: A65, A75, A100 A120, S49,CR100,MRS87,QU70,QU80,QU100,JIS37,UIC54,UIC60...



*For more Information Please See next page.*

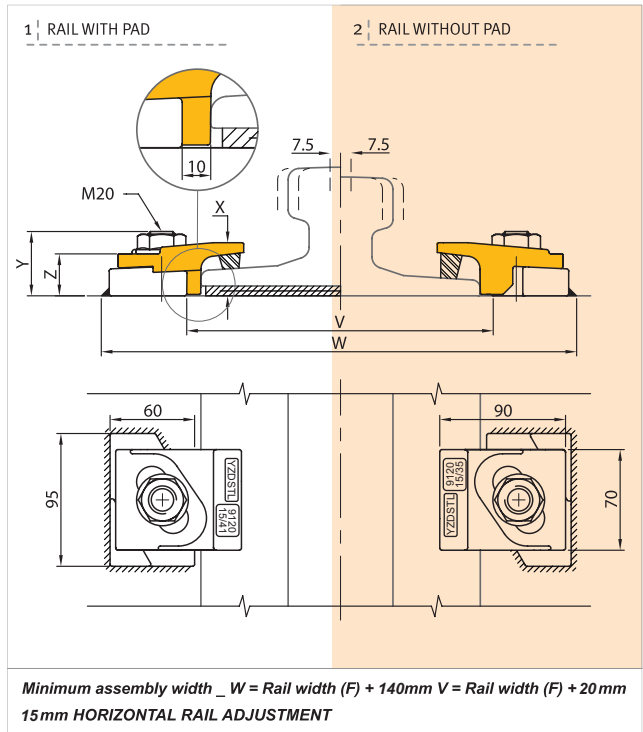
### COMPONENTS



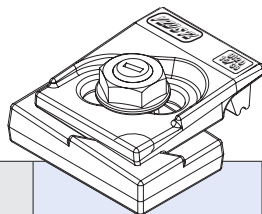
### FEATURES

- 1 - M20 hexagon NUT Cl.8
- 2 - M20 hardened flat washer DIN 6919
- 3 - upper part material:  
ductile cast iron ASTM A 536
- 4 - M20 conical head bolt 8.8
- 5- lower part material:  
Forged steel S275JR


- The two main parts are locked Together on tightening
- The clip has a self-tightening mechanism.
- A special vulcanised rubber block applies a controlled force To the rail.



REF NO.	X (mm)	Y (mm)	Z (mm)	WEIGH kg	SIDE Load Max	Tightneting Torque N/M
9120/15/35	35	56	30	1.300	120 kN	250 N/M
9120/15/41	41	56	30	1.330	120 kN	250 N/M



جدول انتخاب کلمپ بر اساس بکارگیری یا عدم بکارگیری پدهای زیر ریل

	F mm	C mm	A mm	1. CLIP REFERENCE FOR RAIL WITH PAD	2. CLIP REFERENCE FOR RAIL WITHOUT PAD
A 100	200	100	95	9120/15/41	9120/15/35
A 120	220	120	105	9120/15/41	9120/15/35
A 150	220	150	150	9120/15/41	9120/15/35
S 41	125	67	138	9120/15/41	9120/15/35
S 49	125	67	149	9120/15/41	9120/15/35
89 kg CR	178	102	114	9120/15/41	9120/15/35
MRS 67 (135 CR)	132	79	146	9120/15/41	9120/15/35
MRS 85 (171 CR)	152	103	152	9120/15/41	9120/15/35
MRS 86	165	102	102	9120/15/41	9120/15/35
MRS 87 A (PRI85R)	152	102	152	9120/15/41	9120/15/35
MRS 87 B (175 CR)	152	102	152	9120/15/41	9120/15/35
MRS 125	180	120	180	9120/15/41	9120/15/35
GCR 108	263	61 + 61	100	9120/15/41	9120/15/35
GCR 183	280	75	120	9120/15/41	9120/15/35
ISCR 100	150	102	150	9120/15/41	9120/15/35
ISCR 120	170	120	170	9120/15/41	9120/15/35
QU 100	150	100	150	9120/15/41	9120/15/35
QU 120	170	120	170	9120/15/41	9120/15/35
JIS 50	127	63	145	9120/15/35	9120/15/35
JIS 60	145	64	174	9120/15/35	9120/15/35
CR 73	140	100	135	9120/15/35	9120/15/35
CR 100	155	120	150	9120/15/41	9120/15/35
68 kg AS	152	73	186	9120/15/35	9120/15/35
86 kg AS	165	102	102	9120/15/41	9120/15/35
UIC 54 E	125	66	161	9120/15/35	9120/15/35

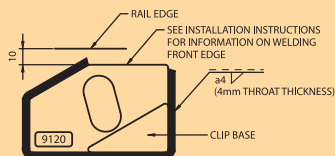
### INSTALLATION INSTRUCTIONS:

Weld all round the clip base, except the side closest and parallel to the rail, with a 3mm throat thickness fillet weld, using low hydrogen electrodes.

Recommended electrodes AWS E7018 or E 6013. Clip base is made from weldable grade steel.

If a continuous weld around the clip base is required, this is possible.

### WELD DETAIL



فامسلله بین کلمپها بر اساس ماکزیم نیروهای جانبی حداقل ۵۰ سانتی متر و حداکثر ۷ سانتی متر توصیه می گردد.  
کلیه محصولات بزد استیل به مدت ۱۸ ماه از زمان نصب تحت شرایط استاندارد دارای گارانتی می باشند