

9216/08

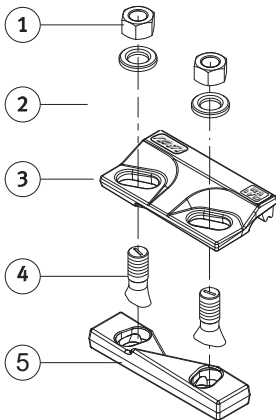
Welded Base Fixing

The (GANATRIL DESIGNE) 9216/08 adjustable crane rail clip is force designed to fix heavy on narrow girders, it can Withstand ahorizontal from the rail of 130 KN (13.3 tonnes) its low profile allows it to be used with cranes which are fitted with guide rollers The clip can be use for rail type : A45, A55, A65, A75, A100,A120, S49, Cr100, Mr87, QU70,JIS37, UIC54,UIC60

For more Information Please See next page.



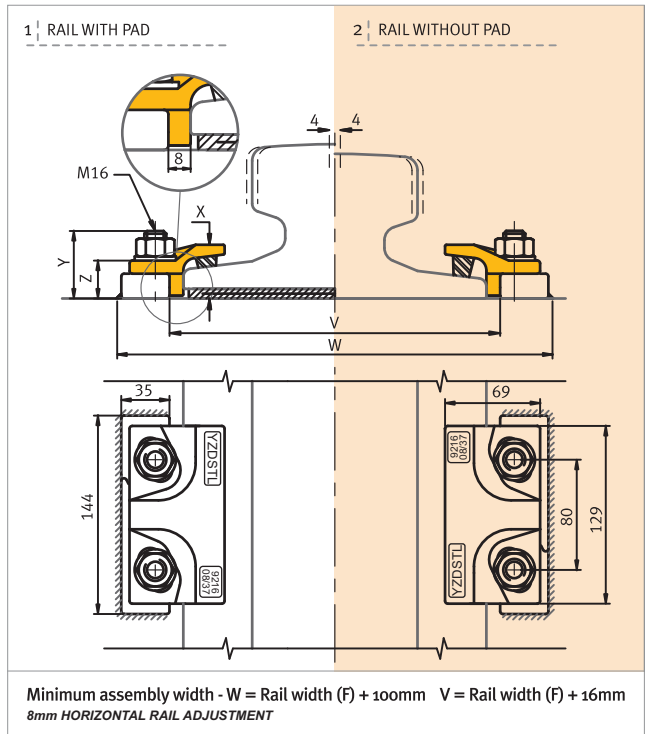
COMPONENTS



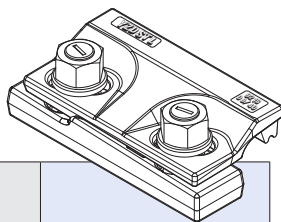
FEATURES

- 1 - M16 hexagon NUT Cl.8
- 2 - M16 hardened flat washer DIN 6919
- 3 - upper part material: ductile cast iron ASTM A 536
- 4 - M16 conical head bolt 8.8
- 5 - lower part material: Forged steel S275JR

- The two main parts are locked Together on tightening
- The clip has a self-tightening mechanism.
- A special vulcanised rubber block applies a controlled force To the rail.



REF NO.	X (mm)	Y (mm)	Z (mm)	WEIGH kg	SIDE Load Max	Tightneting Torque N/M
9216/08/37	37	52	28	1.350	130 KN	125 N/M
9216/08/40	40	52	28	1.370	130 KN	125 N/M
9216/08/45	45	52	28	1.400	130 KN	125 N/M



جدول انتخاب کلمپ بر اساس بکارگیری یا عدم بکارگیری پدهای زیر ریل

	F mm	C mm	A mm	1. CLIP REFERENCE FOR RAIL WITH PAD	2. CLIP REFERENCE FOR RAIL WITHOUT PAD
A75	200	75	85	9216/08/37	9216/08/37
A 100	200	100	95	9216/08/37	9216/08/37
A 120	220	120	105	9216/08/40	9216/08/37
S 49	125	67	149	9216/08/37	9216/08/37
S 54	125	67	154	9216/08/37	9216/08/37
S6 E 1	140	70	159	9216/08/37	9216/08/37
89 kg CR	178	102	114	9216/08/37	9216/08/37
MRS 67 (135 CR)	132	79	146	9216/08/37	9216/08/37
MRS 86	165	102	102	9216/08/37	9216/08/37
MRS 87 A (PR185R)	152	102	152	9216/08/37	9216/08/37
MRS 221	220	220	160	9216/08/45	9216/08/40
GCR 183	280	75	120	9216/08/45	9216/08/40
ISCR 80	130	82	130	9216/08/37	9216/08/37
ISCR 100	150	102	150	9216/08/37	9216/08/37
ISCR 120	170	120	170	9216/08/37	9216/08/37
QU 80	130	80	130	9216/08/45	9216/08/40
QU 100	150	100	150	9216/08/37	9216/08/37
QU 120	170	120	170	9216/08/45	9216/08/40
JIS 50N	127	64	153	9216/08/37	9216/08/37
JIS 60	145	64	174	9216/08/37	9216/08/37
CR 73	140	100	135	9216/08/37	9216/08/37
CR 100	155	120	150	9216/08/45	9216/08/40

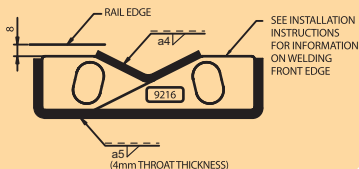
INSTALLATION INSTRUCTIONS:

Weld all round the clip base, except the side closest and parallel to the rail, with a 5mm throat thickness fillet weld, using low hydrogen electrodes.

Recommended electrodes AWS E7018 or E 6013. Clip base is made from weldable grade steel.

if a continuous weld around the clip base is required , this is possible.

WELD DETAIL



فاصله بین کلمپها بر اساس ماکزیم نیروهای جانبی حداقل ۵ سانتی متر و حداکثر ۸ سانتی متر توصیه می گردد.
کلیه محصولات اردستان به مدت ۱۸ ماه از زمان نصب تحت شرایط استاندارد دارای گارانتی می باشند