

CLIP SELECTION FOR EACH RAIL

	F (mm)	C (mm)	A (mm)	1.CLIP REFERENCE FOR RAIL WITH PAD	2.CLIP REFERENCE FOR RAIL WITHOUT PAD
A100	200	100	95	9220/18/40	9220/18/40
A120	220	120	105	9220/18/40	9220/18/40
A150	220	150	150	9220/18/45	9220/18/40
89Kg CR	178	102	114	9220/18/45	9220/18/45
164KG CR	230	140	150	9220/18/45	9220/18/40
MRS86	165	102	102	9220/18/40	9220/18/40
MRS87A (PRI85R)	152	102	152	9220/18/45	9220/18/40
MRS125	180	120	180	9220/18/45	9220/18/45
MRS192	229	140	157	9220/18/45	9220/18/45
MRS221	220	220	160	9220/18/45	9220/18/40
QU100	150	100	150	9220/18/40	9220/18/40
QU120	170	120	170	9220/18/45	9220/18/40
CR73	140	100	135	9220/18/40	9220/18/40
CR100	155	120	150	9220/18/45	9220/18/40

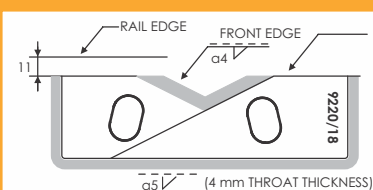
for rail sections other than those listed on this page , please contact us.

INSTALLATION INSTRUCTIONS

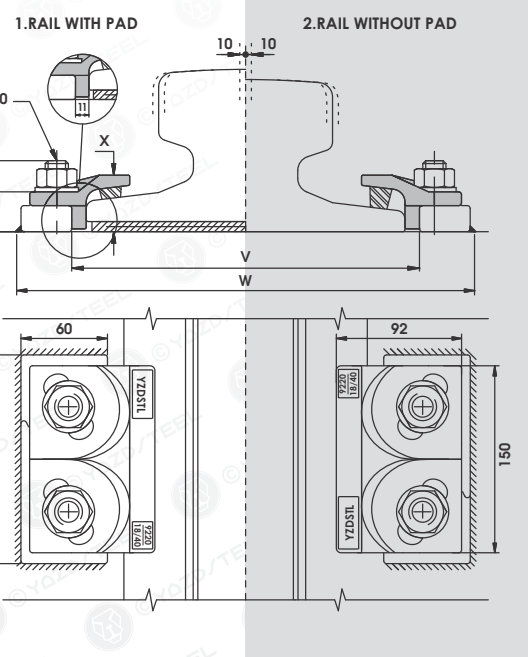
Weld all round the clip base, except the side closest and parallel to the rail with a 4mm throat thickness fillet weld using low hydrogen electrodes.

Recommended electrodes AWS E7018 or E6013.
Clip base is made from weldable grade steel.
If a continuous weld around the clip base is required , this is possible.

WELD DETAIL



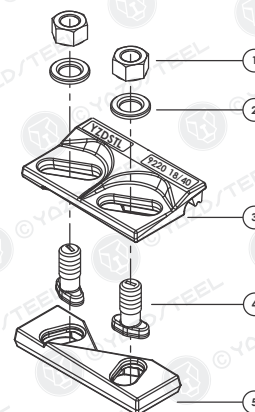
- فاصله بین کلمپ ها بر اساس ماکزیمم نیروهای جانبی حداقل ۴۰ سانتی متر و حداکثر ۶۰ سانتی متر توصیه می گردد.
- ارتفاع لبه لاستیکی با توجه به نوع ریل توسط سازنده تعیین می گردد.
- کلیه محصولات شرکت یزد استیل به مدت ۱۸ ماه، از زمان نصب تحت شرایط استاندارد دارای گارانتی می باشند.
- The distance between the clamps is recommended to be at least 40 cm and at most 60 cm based on the maximum lateral forces.
- The height of the rubber edge is determined by the manufacturer according to the type of rail.
- All products of YAZDSTEEL Co. are guaranteed for 18 months from the time of installation under standard conditions.



Min. assembly width-W = Rail width (F)+140mm V = Rail width(F)+22mm
20mm HORIZONTAL RAIL ADJUSTMENT

DIMENSION (mm):

REF NO.	X (mm)	Y (mm)	Z (mm)	WEIGHT (Kg)	Side Load Max(KN)	Tightening Torque N/M
9220/18/40	40	57	33	2.48	200	250
9220/18/45	45	57	33	2.50	200	250



SPECIFICATIONS:

MAX SIDE LOAD 200kN
15mm HORIZONTAL RAIL ADJUSTMENT

FEATURES:

- The two main parts are locked together on tightening the grade 8.8 bolt.
- The clip has a self-tightening mechanism.
- A special vulcanized rubber block applies a controlled force to the rail.

COMPONENTS :

- 1 - M20 NUT Cl.8
- 2 - M20 hardened flat washer DIN6919
- 3 - Upper part material: ductile cast iron ASTM A536
- 4 - M20 T head bolt 8.8
- 5 - Lower part material: forged steel AISI 1030

TYPE 9220/18



The (GANTRAIL DESIGN) 9220/18 adjustable crane rail clip is designed to fix the largest rails in the most arduous applications, it can withstand a horizontal from the rail of 200KN (20.4 tonnes) its low profile allows it to be used with cranes which are fitted with guide rollers.

The clip can be use for rail type : A100, A120, A150 , CR100, MRS87, CR164 , MRS125, 171CRANF, QU120...